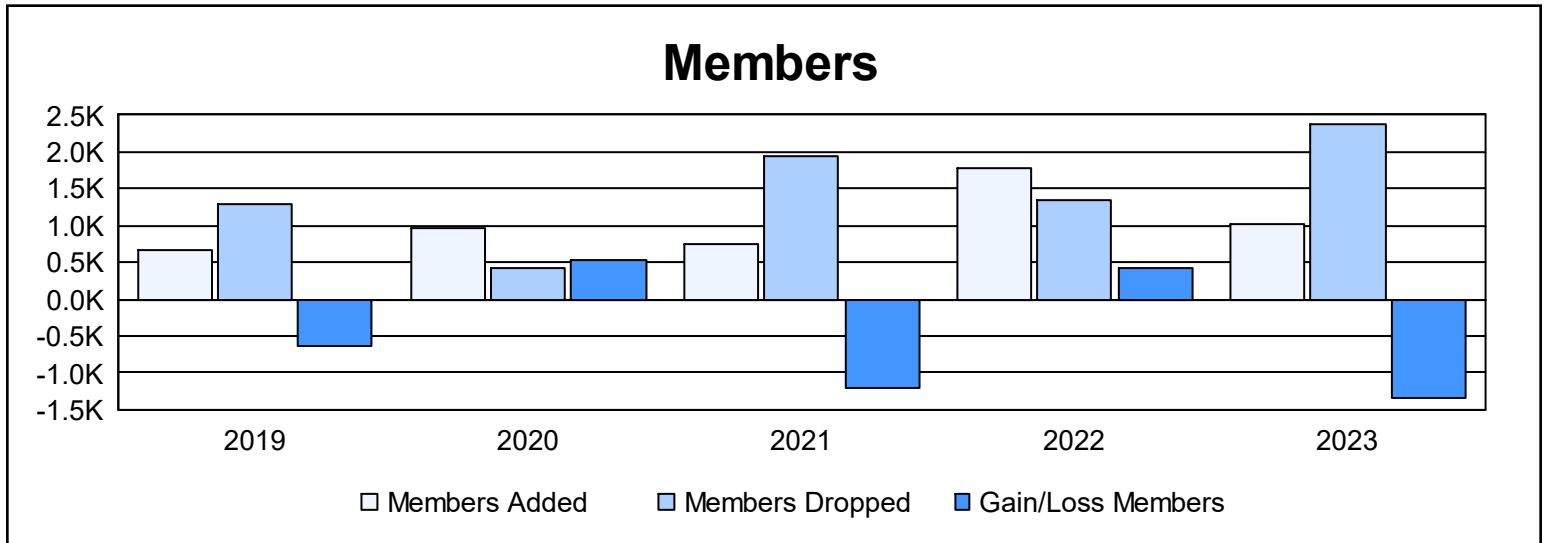
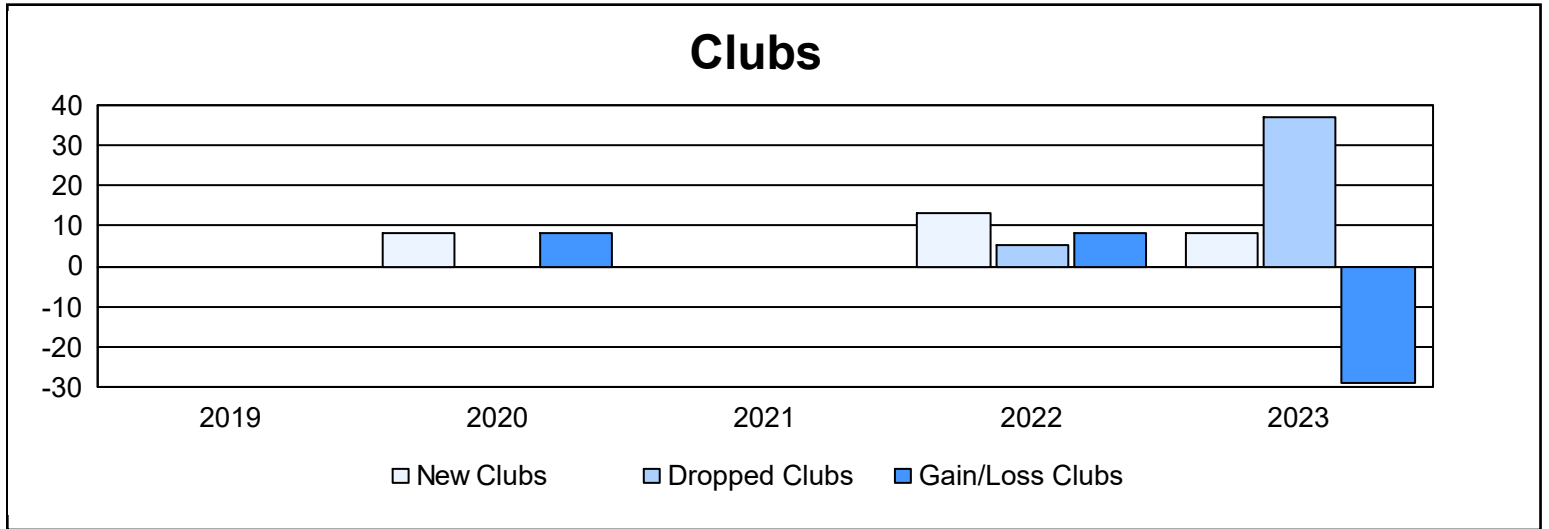
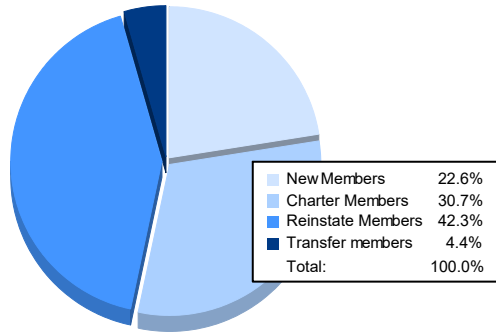


Year	New Clubs	Dropped Clubs	Gain/ Loss Clubs	New Members	Charter Members	Reinstate Members	Transfer Members	Total Member Added	Total Members Dropped	Gain/ Loss Members
2018-2019	0	0	0	609	9	39	11	668	1,293	-625
2019-2020	8	0	8	593	273	59	29	954	413	541
2020-2021	0	0	0	602	37	84	17	740	1,955	-1,215
2021-2022	13	5	8	986	425	339	23	1,773	1,338	435
2022-2023	8	37	-29	231	314	432	45	1,022	2,365	-1,343
Average	6	8	-3	604	212	191	25	1,031	1,473	-441



Membership Composition June 2023 Cumulative



Gender Composition June 2023 Cumulative

